

BASIC GUIDELINES FOR ASSESSMENT IN POAs OR BUNDLING PROJECTS

A **bundling project** is a grouping of project activities validated and verified together as one. The projects included in this bundling are set at the start of the project activity and remain the same for the duration of the project. A **PoA-DD (program of activities)** validates and verifies a number of voluntary-action project activities in the CDM market that contribute to accomplishing a pre-stated goal. Projects included in the PoA-DD, called CPAs (CDM program activities) can be added to the general validation as long as they help to achieve the pre-defined goal and meet the restrictions of the PoA-DD. In a bundling project or PoA-DD, the method used to collect and score SOCIALCARBON data is different.

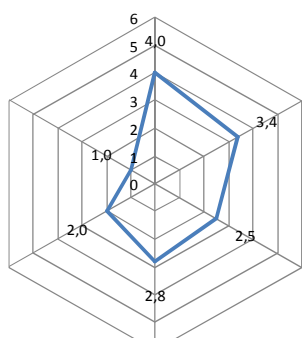
COLLECTING DATA

The ideal way to assess the bundling project or PoA-DD is to assess each included project individually and build a different hexagon for each activity and a general hexagon with the average of the results.

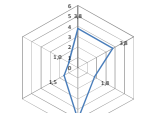
Example in hydropower plant project:

SOCIAL RESOURCE - Indicator: Population displacement	
Observations (Point zero)	Power plant 1: No need to displace families or other activities (Index 6) Power plant 2: legal owners were compensated, but some people that occupied the land irregularly were not compensated. (Index 3) Power plant 3: All families and property owners were correctly relocated or compensated. The plan was approved by the local government (Index 5)
Final Index	4,6 Final index = average of the results Final index = $(6+3+5)/3$

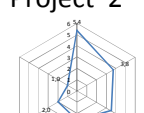
General performance




Project 1



Project 2



Project 3



However, in some cases it is not possible to collect information for all activities included in a bundling or POA due to the cost and time required for a full assessment. For this reason, **sampling techniques** were developed for projects that include a large number of project owners or impacted stakeholders. Sampling techniques might be used when the project includes different communities, different project owners, or different locations and should be adapted to a project-specific objective:

- Project developers may choose to define different clusters (group of projects) and include them in the assessment progressively, considering that by the end of the credit period all clusters must have been assessed.
- For each cluster a **pre-defined number of samples** should be selected for collecting information and evidence. Number of samples should be defined according to the project, by selecting 'typical' villages/communities or project owners/project activities in each cluster and interviewing a number of people in each.
- At least **one site visit per cluster** must be done for the SOCIALCARBON assessment. Additional site visits during validation/verification might be required by the responsible auditor.
- Results of the assessment of the clusters or project locations should be consolidated in the same SOCIALCARBON Report

The collection of information and evidence to score indicators should be done as in a standard SOCIALCARBON project. Consult the project indicators for more information on scoring indicators.

SCORING INDICATORS

Consult the project indicators for general information on scoring project indicators. If the project developer decides to use sampling techniques, the final index will be an average between:

- the **lowest index** of all samples
- and the **weight indicator** below, considering the number of projects or clusters included in the assessment:

Indicator	1	2	3	4	5	6
Weight for indicators	No project/ cluster was assessed	< 20% of the clusters/ projects were included in the assessment	20-40% of the clusters/ projects were included in the assessment	40 - 60% of the clusters/ projects were included in the assessment	60-80 % of the clusters/ projects were included in the assessment	More than 80% clusters/ projects were included in the assessment

Thus:

$$\text{Final index} = (\text{Lowest Index} + \text{Weight})/2$$

Example in a hydropower plant project

SOCIAL RESOURCE - Indicator: Population displacement, Hydro Power Plant			
Observations - Year 1 (Point zero)	Power plant 1: No need to displace families or other activities (Index 6) Power plant 2: Not assessed Power plant 3: Not assessed Weight: (Index 3)	Final Index	Final index = (Lowest Index + Weight)/2 Lowest Index = 6 Weight = 3 Final index = (6+3/2) Final index: 4,5
Observations - Year 2 (Point 01)	Power plant 1: No need to displace families or other activities (Index 6) Power plant 2: legal owners were compensated, but some people that occupied the land irregularly were not compensated. (Index 3) Power plant 3: Not assessed Weight: (Index 5)	Final Index	Final index = (Lowest Index + Weight)/2 Lowest Index = 3 Weight = 5 Final index = (3+5/2) Final index = 4
Observation - Year 3 (Point 02)	Power plant 1: No need to displace families or other activities (Index 6) Power plant 2: legal owners were compensated, but some people that occupied the land irregularly were not compensated. (Index 3) Power plant 3: All families and property owners were correctly relocated or compensated. The plan was approved by the local government (Index 5) Weight: (Index 6)	Final Index	Final index = (Lowest Index + Weight)/2 Lowest Index = 3 Weight = 6 Final index = (3+6/2) Final index = 4,5

The sample method is easier to collect information, but it is more difficult to comply with the “continual improvement” criteria, because the scores tend to be lower and the average index will only reflect the improvements once all the projects improve their performance. It is possible to comply with the “continual improvement criteria” even if none of the indicators increase by one point, but in this case project developer must:

- Define how the continual improvement will be achieved by the group (through a specific plan, defining wholes and responsibilities).
- Provide evidence that proposed actions to improve¹ are in place, especially in cases where improvement is not perceptible in the indicators.

¹ Section 6 of the SOCIALCARBON Report that contains the plan for achieving improvements